

Peter Mandel
❖❖❖ **Facetted Grey Crystals**

esogetics GmbH – International
D-76646 Bruchsal • Hildastraße 8
Tel. +49 (0)7251 80010 • Fax +49 (0)7251 800155
info-de@esogetics.com

esogetics GmbH – Branch office
CH-6003 Luzern • Hirschmattstrasse 16
Tel. +41 (0)41 4205836 • Fax +41 (0)41 4205936
info-ch@esogetics.com

www.esogetics.com

All documentation, contributions and illustrations are protected by copyright. Usage and reprinting, even extracts, requires written consent.

© Copyright 2011 by Peter Mandel + esogetics GmbH, Bruchsal

The esoteric Crystal Therapy

Throughout the ages, from the dawn of human existence, precious stones and crystals have held a fascination for people. It was always believed that precious stones and crystals are living entities, just as plants, animals and humans. They have a spirit, a soul and a body, so it is said, and the colors, forms and structures reflect something supernatural that affects our senses in a special way. Our senses, which I see as a construction of the eternal, are children of the "spirit". They are created for perception, yet they are trapped in the dimensionality of being; they must overcome "being separated from the whole" by means of perception and recognition, so as to once again unite in harmony the trinity of the human being. Crystals and precious stones have long been considered living things, which have been conceived, born and matured over a long period of time, becoming things of beauty that touch all people. How can one possibly explain (if not yet scientifically) why precious stones and crystals have healing powers? Helmut Hoffmann writes on the subject in his book "Orchideen, Edelsteine und ihre heilende Energie" (Orchids, Precious Stones and Their Healing Energy):

For us, precious stones are beings that grow and develop according to exact laws. Each stone has its own expressiveness and effect.

All stones are individual in their essence. For this reason, they philosophically possess their own primal program, which is enriched with specific information. I would like to again quote Helmut Hoffmann. In an interview, he answered the following question:

"Are precious stones living spirits? Can they live and die?"

"Precious stones are the first stage of life. As compared to plants, animals and humans, they dream a very long and peaceful dream of the material. Tests in America have shown that thought power is able to influence the growth of crystals".

I am also convinced that precious stones are on the one hand "entities" that give out information. On the other hand, they take in an endless amount of information, particularly as this pertains to crystalline structures. It is nothing special to know this today, in an age where crystalline-structured machines (nanotechnology) are outstripping the "cult of the computer". Humans create their own world and thereby their own reality. Their role model is and remains nature, which is filled with all of the essential information of life. As far as crystals, minerals and precious stones are concerned, nature created something special that captivates everyone. Healing powers were always ascribed to the crystalline structures,

and this is not merely belief or wishful thinking, but rather empirical reality. The various crystal or precious-stone forms have precisely defined effects, at least according to what everyone says. Even if it were a belief that could move mountains, one should consider that the prerequisite for knowledge in the world is believing in it.

A summary of the facts:

1. Precious stones, crystals and minerals carry specific information, which they release outwardly. They display interaction with other information-carrying creatures, thereby harmonizing and regulating these information principles.
2. Through the entire development of the information technology, crystalline structures have moved to the fore in the world of scientific thought. Crystals are grown artificially or produced by other means. Then one lends these artificial constructions a "meaning", in other words specific information. The technical revolution can no longer be imagined without these crystalline information carriers.

The information patterns in connection with amorphous crystals

To live in a time in which courageous scientists attempt to demystify the mystical is infinitely fascinating, and at the same time it spurs on free spirits to continuously discover new possibilities of our own inner world. I had the idea of imprinting an amorphous crystal glass with information. On the one hand as it relates to specific grinding techniques, and on the other through the imprinting of holograms and colors. The concept of the hologram was the starting point of all further considerations for this. At the time, I experimented with five precisely calculated holograms. These were the result of so-called "holy geometry", as passed down over thousands of years orally or in written form. Fortunate circumstances brought me together with the firm Swarovski in Wattens/Tirol. The crystals of Swarovski are made with a special procedure, under the influence of fire and immense heat, from natural elements such as quartz and potash. Unlike natural precious stones, the structure of Swarovski crystals is without any information, thus pure or amorphous. One can provide these crystals with "meaning" and information, and I do this with very specific forms, dimensions, grinding, engraving and colors. In this manner, I can then therapeutically concentrate on what I want to achieve with people who are ill. The path toward therapeutic use of the presently available crystals was not so very simple. Many ideas and a great deal of time were required for the observation of people with illnesses, until we were able to present today's coherent concept of "Esogetic Crystal Therapy". In so doing, I refer theoretically to the discoveries and work of the scientist Dennis Gabor, who received the Nobel Prize for his hologram work. I also refer to the quantum physicist Prof. David Bohm and the neurophysiologist Prof. Karl Pribram, who researched in completely different fields and independent from one another, arriving at the same findings. Prof. Bohm postulated the holographic universe, and with Prof. Pribram it was the insight that the theories of the

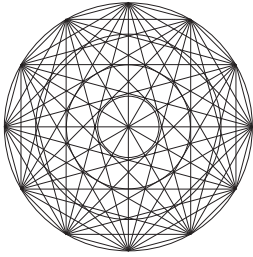
functioning of the human brain exclude very many neurophysiological riddles and are unable to resolve these. It was his opinion that all information that is stored by the brain is only possible by means of a holographic structure. A holographic plate shows wavy lines that are permanently overlapping. This is called interference. Interference refers to a pattern of superimposition that occurs when two or more waves intersect each other. In the human brain, the so-called interference pattern appears to carry the information or software, whereas the hardware, the cells of the brain, represents all of the cell connections programmed from there. The interference pattern of the brain represents the entire requirement of information of the present life. Moreover, this pattern carries within it, in my opinion, all experiences of all possibly lived incarnations.

The science journalist Hans Werner Woltersdorf drew attention to himself in a spectacular manner with his books "Die Schöpfung war ganz anders" (Creation was Completely Different) and "Phänomen Schwerkraft" (The Phenomenon of Gravity). His publications provided me with interesting references. He writes that all perceptive stimuli converge in the thalamus area (brain stem). According to more recent opinions, it is specifically the hypothalamus that receives and passes on such perceptive stimuli. A new impression is composed here through the comparison with the memory and experiences. With the later description of the therapy with holograms and interferences, we place the area of the hypothalamus or the hormonal activity in the foreground, together with the limbic system and all areas that are formed there.


It is therefore interference patterns that trigger all of the known functions in the brain – ultimately through the intrinsic information. These appear to be responsible for the various states of consciousness, including the expansion of consciousness. All of this was particularly decisive in the consideration of how one can use such interference patterns in reference to illness potentials.

When dealing with the interference patterns in our life in dynamic matter, they represent the motor and the dynamics, in order to maintain the necessary forward development of the material life. Prof. David Bohm said that the postulated interference pattern – or more exactly the holographic concept – shows the shrouded aspects of our lives. He calls this "implicit", and by this he means the release of the implied, so through the shrouded structures the world was created, as it is, and then revealed, thus becoming explicit.


It was my consideration, presupposing the correctness of the theory of holography postulated in the publications of Pribram and David Bohm, that with defined interference patterns, via likewise clearly defined points of skin, one could achieve reactions within this hologram. Lengthy experiments were necessary, until I had an idea about how an interference pattern must be designed in order to achieve an effect on the skin, from within to the outside and vice versa. I initially experimented with film that could be applied to specific areas of skin, and in so doing I was greatly astounded by the effects that were articulated by the patients. Three such interference images especially showed reactions. These are depicted below.



Matter



Energy




Information

I assign these three holograms to the triad of "Information – Energy – Matter". For me it was initially of greatest importance to therapeutically use the hologram assigned to matter, which I call the "earth hologram". This figure is ancient, and it was used in many epochs of human history, for example by Chinese masters or in the Middle Ages by the philosopher Giordano Bruno, who was burned as a heretic in Rome. Many other sources attest to the fact that this pattern has always been used in various manners. A further example relates to the aspects of astrology. If one represents these in drawings and then superimposes them on each other, this hologram is indeed created. The pattern of the so-called "earth hologram", upon which the development of the therapeutic reflex possibilities was based, was the starting point of the "esogetic healing crystals" that are available today. Things were ready in 1999. The firm Swarovski developed for us the therapy crystals we have today. There are 11 different crystal reflectors according to my specifications that are currently available. These are furnished with the above-mentioned hologram, the cut of the facets on the edge of the crystal and the defined color. Through long observation, a comprehensive concept for treatment could be developed. For details and for my recommendations for treatment with these crystals, please refer to the corresponding documentation that has been prepared for this.

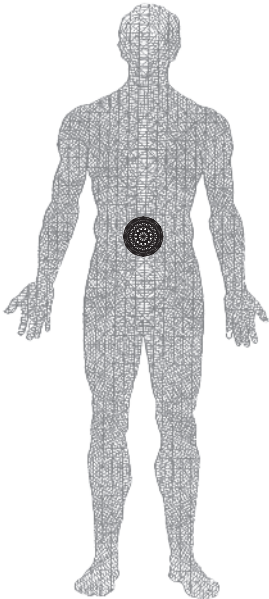
In the following, I would like to go into the fantastic world of treatment with the three grey crystals.

The grey crystals



The starting point of my theory is that one must see the surface of the body, human skin, as a hologram. How else could it be possible that one is able to trigger so many different reactions via one point or zone of the skin, according to the media that is used. The definition of the hologram is "the whole is in every part" and, as a consequence, each part can even affect the whole. As previously stated, the many different micro systems and somatotopies prove this.

The hologram of the skin is, in my opinion, the quintessential representation of the "feeling". In the broadest sense, all of a person's reactions of feeling are regulated via the skin and also possibly via the mucous membrane. When we apply crystals or treat the largest human organ with another medium, we will always trigger "reactions of feeling". Once again, I would like to particularly emphasize my conviction here that the hologram possesses all of the thinkable possibilities of reflection, in order to be effective within the person (as well as animal). All therapy media are assigned hierarchically. As pertaining to the effective-

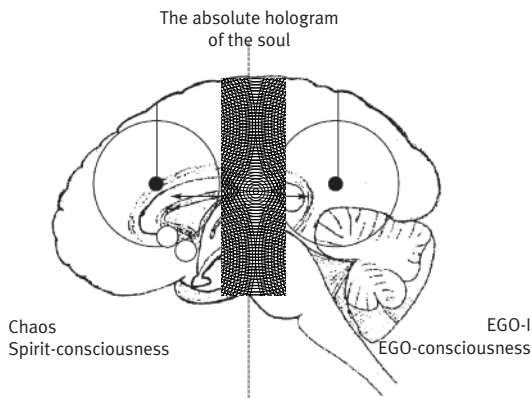


ness of crystals and the healing reactions thereby triggered, I imagine that the "earth hologram" that I favor has a counterpart on the skin and that it behaves symmetrically. In my opinion, this explains the frequent sudden reactions in the case of crystal treatment. In the illustration on the left, I have attempted to depict this. Each treatment (it makes no difference which medium is used for this), therefore triggers reactions of feelings, and we therapists are called upon to properly assign these reactions of a person, and if possible to explain them symbolically.

An enormous step of evolution was the realization that both sides of the polarity are on equal footing via their common center. Here in the center, the "thesis and antithesis" now becomes the "synthesis" and the "either or" becomes "both". In numerology, this corresponds to the "I – YOU – WE", and in the resulting number 3 is contained everything that exists in this dimension. Starting with the fact that these three levels in the human being possess absolute individuality, I was able to consider early on how one could at least approach this individuality

more closely. The uniqueness that the human essence represents has difficulties in understanding itself, to say nothing of actually accomplishing this. Nevertheless, there must be a possibility of approaching this uniqueness more closely. The methodology of the Energy Emission Analysis, with its specific phenomenology, is particularly helpful here. This is also true of the realization that all people, as a general rule, carry the same patterns, which are "uniquely stamped" by each person's individuality. This means – in the case of all people and with the manipulation of an identical pattern – that we are led as with the "switch point of the tracks" to the "personal" and, it must be emphasized again, to the "individual backgrounds", of the respective kind of strain.

This indicates to me that each therapy-resistant illness follows a "dysfunctional pattern". I gathered this particular experience over the course of 20 years, when I began experimenting with the "grey light". Inspired by the thoughts of Prof. Gerhard Heuss and the discussions with Prof. F. A. Popp, I introduced the term "grey pattern". My hypothesis at the time was that there are superordinate patterns on human skin and within the holographic structures, which are responsible for the transfer of information from within to the outside and vice versa. From the perspective of all reflexes, these "grey patterns" correspond to the "center" between both sides of the polarity. At the time, I was able to introduce the "grey light" into the colorpuncture, and the therapeutic success confirmed all of my observations. Today, I assume that the entire body surface as a whole is a "grey field", and thereby the decisive pattern between the two poles of "within and without".



In relation to the polarity of EQ and IQ, the space of the center or the "Censor" (according to Prof. Libet) is to be considered equivalent to the "channel" that extends from the middle of the skullcap down to between the legs (CV 1). In my opinion, the "original hologram" is formed here, which I also identify with the "original grey".

By means of the three new grey crystals, it has become possible at a high level to provide balancing stimuli for polar irregularity on the one hand. On the other hand we can, very often and via specific assignments, break down rigidly structured bodily functions, and thereby the corresponding chronic progressive stages of illnesses. Let us picture the holographic

structure of the skin as a giant building. There are countless doors there, arranged from inside to outside and vice versa. These "doors" represent the individual reflex areas, and it is our task to assign these accordingly. The experience gathered in the past through treatment with crystals, particularly with faceted crystals (see the specific instructions), indicates to me that the surface of our bodies does not just contain reflection zones and points. The hologram of the skin also contains all holographic structures, e.g. in relation to the "earth hologram" present in all crystals (see above). I see the application of crystals to the skin as a treatment of symmetrical functions, which are effective when directed within as well as outwardly. The term "mirror" would perhaps be appropriate here, since through the opening of the "grey pattern" its function appears as on a mirror.

Specific applications with the grey crystals

In the following, I would like to present some important and very effective combinations involving the new grey crystals, taken from a very extensive treasure trove of experience. I see this primarily as a treatment that can be applied by everyone, whether healthy or ill.

Fundamental balance between Yin and Yang

This deals with the fundamental balance between above and below, or between Yang and Yin energy in the human body.

The "divine light" symbolically comes from above and combines with the "darkness of the earth". This also deals with the symbolic transfer of light from above to below and vice versa, which we were able to learn through the Sefirotic Tree of the Kabbalah.

The basic indication is particularly the inner opening of the person. Old conflicts are very often felt and discovered in the process. For this reason, it is possible that reactions of a psychological nature occur during the application of the three grey crystals, although not usually lasting long. The treatment does not need to be interrupted because of this. We most often observe a development of warmth that extends from the head to the feet, particularly affecting the area of the "solar plexus". The crystals should remain on the position for 5 to 10 minutes.

When we attach the crystals, it is made easiest using a white bandage that adheres to the skin. The crystal in the middle of the skull can be fastened with an elastic band.

All faceted crystals have a small hole on the edge, which serves the purpose of centering. In the following, I will always provide the direction of the individual crystals.

Positions: Middle of the skullcap (acupuncture point CC 20), as well as the left and right soles of the feet.

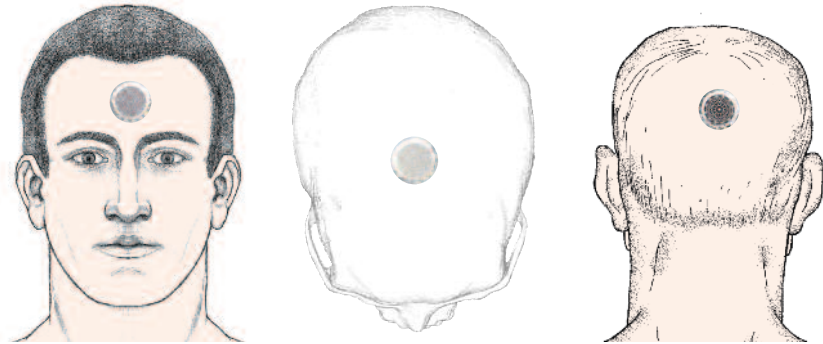
1. Middle of the skullcapdark-grey, alignment toward the rear
2. Middle of the left foot solemiddle-grey, alignment toward the toes
3. Middle of the right foot solelight-grey, alignment toward the toes



Centering

Another very good opportunity to become convinced about the effectiveness of the grey crystals has to do with the term "centering". In this regard, I assume that all people, in one manner or another, are unable to remain in their center. Maybe this is not possible, since the principle of polarity in this dimension is, to a certain extent, a constraint with which we humans must live. Nevertheless, it is always legitimate to attempt to reach a "happy medium", since it is our task in this limited lifespan. The "grey crystals for centering" allow us to feel how nice it is to go to our center, even if only for a short while. With continued application, people get a feeling for their own individual center. The indications of the treatment particularly relate to the imbalance between the right and left sides of the body, and the treatment shown in the following works in a special manner, for so-called lateral disorders of the brain. At the same time, it is a prerequisite for balancing so many irregularities and complaints. As a rule, this application, which we give in three steps, is extraordinarily pleasant, and in most cases the results are inner peace and balance. In addition, many people sense a flow downward from the top, which generates comfortable warmth. The main indication is thus the "coming to the center", so that at the conclusion every other therapy can subsequently follow with far greater success.

Step 1: The vertical patterns of the skull

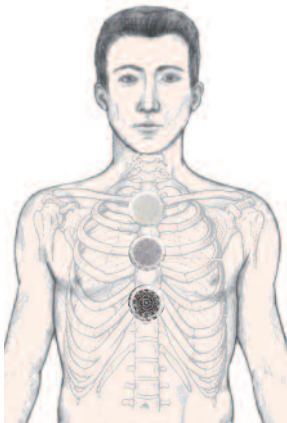


The "centering" treatment begins with the head. The three grey crystals are applied to three zones, and here we use the headband with the Velcro fasteners, as previously shown, to position the crystal(s) on the skullcap.

1. Middle of the skullcaplight-grey, alignment toward the rear
2. Forehead zonemiddle-grey, alignment upward
3. Back of the headdark-grey, alignment upward

We were able to observe slight reactions, particularly in the head area. These do not need to be balanced, however, because they are never very strong and because they are an indication of the imbalance in the higher levels. The crystals remain in position for 5 minutes, and the second step affects the vertical patterns of the thorax.

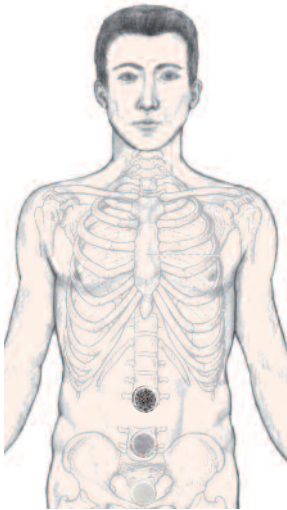
Step 2: The vertical patterns in the thorax area



The upper crystal lies with the upper limit at the start of the breastbone. The middle one occupies the area, when one connects both armpit folds. The third crystal is placed with the upper limit directly at the tip of the breastbone. Here mostly bodily reactions are possible as well, especially if we have already encountered symptoms somewhere in the body. These reactions provide an indication to the therapist as to what possibly lies behind the potential for illness. This treatment is usually deeply relaxing, however, and we do not have to interrupt it. The crystals remain in position for 5 minutes in this case as well.

1. Upper crystallight-grey, alignment upward
2. Middle crystalmiddle-grey, alignment upward
3. Lower crystaldark-grey, alignment upward

Step 3: The vertical patterns of the lower abdomen



This deals with the grey patterns of the lower abdomen, and as a consequence also with the "abdominal brain". In this manner, we reach the centering of the feelings, and in so doing a pacification of agitated emotions. Although we give the treatment of the 3x3 interconnected patterns all together, one can also apply these individually, if this appears to be necessary for the illness pattern in question. The positions of the three crystals are:

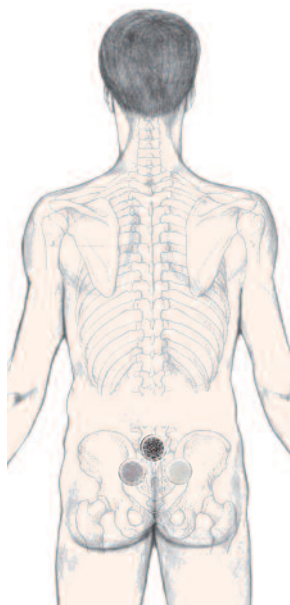
Directly above the navel, midway between the edge of the pubic bone and navel, and with the lower limit directly on the pubic bone.

1. Naveldark-grey, alignment upward
2. Midway between navel and pubic bonemiddle-grey, alignment upward
3. Edge of pubic bonelight-grey, alignment upward

Taken as a whole, I believe that this possibility could be meaningful for everyone, whether healthy or ill. Viewed overall, this centering treatment touches upon superordinate information structures that are as important to cellular functions as they are for the depths of the human psyche. If the symptoms of an ill person are considerable or continuously alternating, it is always worthwhile to use the centering several times prior to further treatment.

Below are yet more simple applications that we always use prior to a further therapy. We have been able to observe over a long period of time that the attempt is worthwhile, to treat the grey pattern related to the indications first. The duration of each crystal application amounts to 5 to 10 minutes.

The grey patterns of the sacral bone

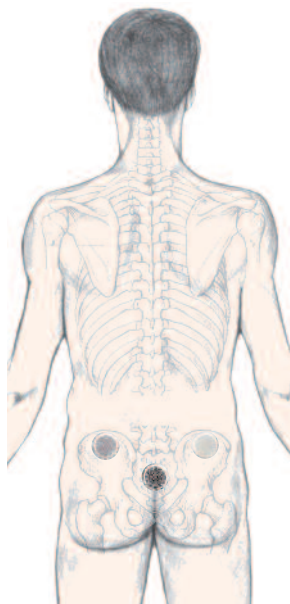


Indications: Tension in the back of the head, headaches at the back running up the neck, adjuvant in the case of urogenital migraines. All spasms and cephalgias of the head react well to this treatment. There are effects upon the ears and the illnesses that are diagnosed there. There are effects on the genital organs.

1. L5/S1dark-grey, alignment upward
2. Left zonemiddle-grey, alignment upward
3. Right zonelight-grey, alignment upward

The crystals are applied for 10 minutes. Temporary reactions are possible, e.g. the temporary increase of pain. The treatment does not need to be interrupted, however, since these symptoms often disappear after a few seconds.

The grey patterns of the genitals



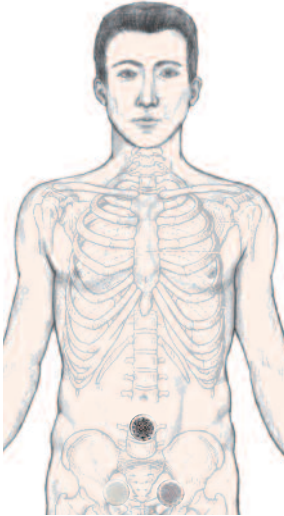
The zones are located in the middle of the sacral bone, as well as right and left, directly below the iliac wing. The last one is in the middle (Esogetic: soul line).

Indication: Stimulation of the hypothalamus - pituitary system as relating to the gonadotropin. Endocrine insufficiency in general, stimulation of blood circulation in the genitals. General relaxation in connection with the endocrine regulation disorders. Relaxing effect on the brain as well.

1. Middle of the sacral bone . . .dark-grey, alignment upward
2. Left zonemiddle-grey, alignment upward
3. Right zonelight-grey, alignment upward

The crystals should remain in position for 10 minutes and, as stated, any further treatment can be given subsequently.

The grey patterns of the CV 6/Kundalini

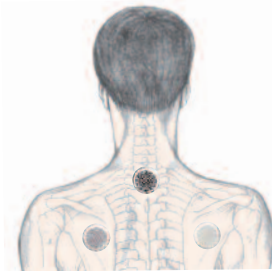


The width of two fingers below the navel lies the zone "Sea of Energy" (CV 6). The width of two fingers from the upper edge of the pubic bone, and the width of three fingers away from the middle line are located the right and left zones. The crystals also remain for 10 minutes.

Indications: Conditions of mental and physical exhaustion, fears and excessive tension, pains in the neck and back of the head. This is important prior treatment in the case of all mental illnesses.

1. CV 6dark-grey, alignment upward
2. Left zonemiddle-grey, alignment upward
3. Right zonelight-grey, alignment upward

The grey patterns of the evolvment



We continue to encounter people who aren't making any progress in their lives, or who aren't able to develop (children as well). These people often bear great suffering, and they do not always receive a medical diagnosis for their diverse complaints. The grey patterns of the evolvment could be used at the start of a treatment, and they specifically provide an opening reflex for the rigid psycho-spiritual structures of these people. This application is consistently evaluated as particularly relaxing and positive. There are generally no negative reactions here that we might have to balance. The application should last 10 to 15 minutes.

The upper crystal is located with the upper limit at the 7th cervical vertebra. Place the crystals to the right and left in the middle of the shoulder blades.

1. Upper pointdark-grey, alignment upward
2. Left shoulder blademiddle-grey, alignment upward
3. Right shoulder bladelight-grey, alignment upward

Applicable to all treatments found in this brochure: The reactions are consistently positive. Stronger reactions, particularly psychological ones, are quite rare. In such cases, it is sufficient to briefly remove the crystals from their position and to subsequently apply them again. No further strains are now observed.

Facetted crystal elements

Everything that exists in this dimension originated from the four elements, as did human life. Their effects within us are ceaseless, and we find ourselves in the middle of permanent tension that is generated by the elements.



The following assignments can be made to the four elements:

The element of fire **Crimson**

The first element represents the masculine aspect, power, rage, anger, psychological and physical readiness to fight – but also love as the "fire of the heart", excitement, feelings that we express outwardly, recognition and insight.

The element of earth **Light-green**

The earth unites all four elements in itself – it is slow, patient and tenacious. The element of earth corresponds to the drive for inner harmony, respect, diligence, a need for security and consistency. We also find the "opposite": Inner hardness, clinging to people and situations, "not being able to let go".

The element of air **Turquoise**

The air element connects our inner and outer world to the divine like none of the other elements. Its essence is movement and freedom, versatility, culture and aesthetics. These are contrasted by superficiality, internal struggles, permanent stress and restlessness.

The element of water **Rose**

The fourth element is assigned to the mother/female principle. It symbolizes the flow of our inner life, security, inner powers and the search for spirituality. On the other hand, it represents suppressed intuition and un-lived creativity.

Set of 4 Facetted Crystal Elements: **Order No. 1811**

All products are available at www.esogetics.com

